

3 HEAT HEART

MATERIAL - HORSESHOE

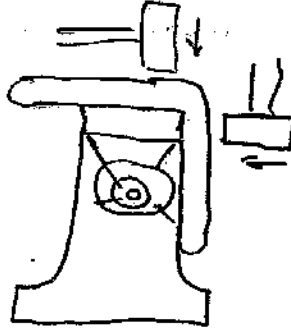
SELECT - A "GOOD LOOKING" HORSESHOE - REMOVE NAILS

BEND - HEAT TO A HIGH FORGING TEMPERATURE, YELLOW OR ALMOST A WELDING HEAT TO ALLOW TIME TO WORK QUICKLY


STRAIGHTEN



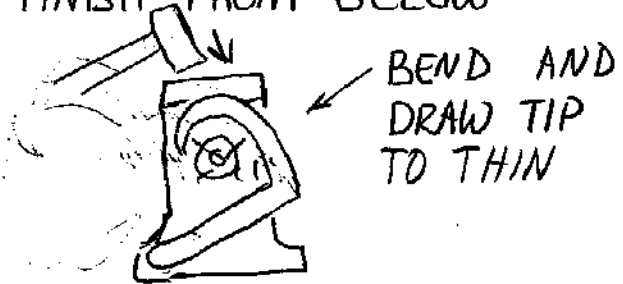
FORM TIP ON CORNER OF ANVIL




BEND - HEAT ONE LEG AND BEND ON HORN OF ANVIL



FINISH FROM BELOW



REPEAT WITH OTHER LEG. STRAIGHTEN AND CHECK FOR SHARP EDGES. FINISH WITH OIL OR WAX



THANKS BRIAN BRAZAL

DAVE VOBEL ©

11/3/01