



# VERY SIMPLE TONGS

MATERIAL: BILL STONE'S TONG BLANK

FORGE - BREAK CORNERS TO REMOVE SHARP EDGES ON REINS




FORGE - HEAT BITS TO YELLOW HEAT AND FORGE USING 1/4 INCH ROUND TO MAKE CROSSING GROOVES

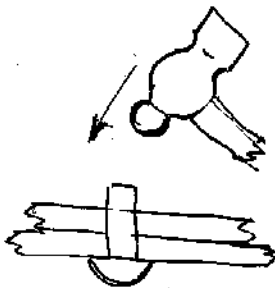


NOTE: BOTH ARE ON SAME SIDE

BEND - HEAT AND USE POST VISE TO BEND BITS 90 DEGREES  
MAKE BOTH SIDES THE SAME



RIVET - VERIFY FIT, THEN HEAT RIVET TO RED HEAT QUICKLY INSTALL, USE BALL PEIN HAMMER AND MANY LIGHT BLOWS TO FORM RIVET HEAD

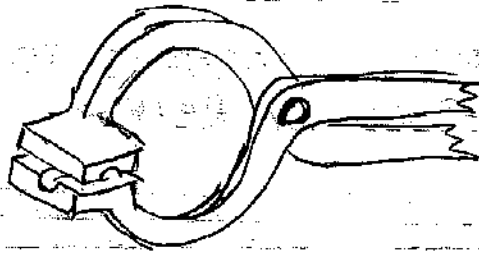


HEAT - HEAT RIVET AND WORK BACK AND FORTH TO FREE UP PIVOT

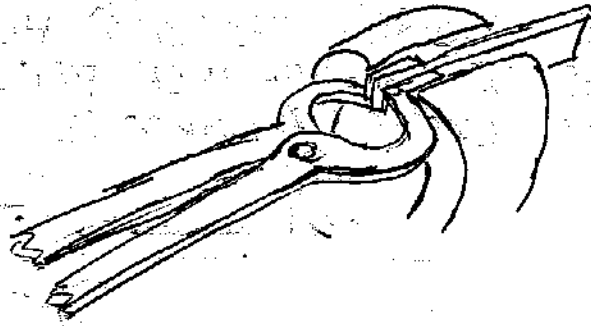
DAVE VOGL  
5/31/07 1/2



BEND- HEAT AND BEND BITS TO MATCH


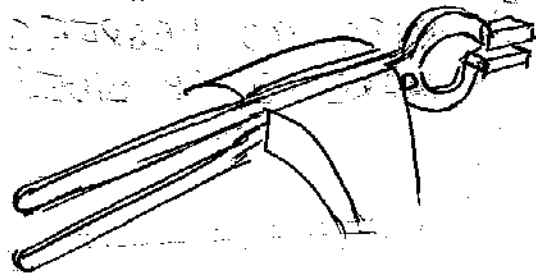


BEND- HEAT AND ADJUST BITS WITH POST VISE



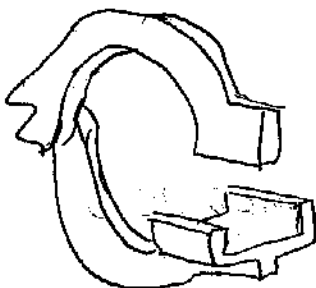

1/8 SPACER

BEND - HEAT AND BEND REINS IN POST VISE



COMPLETED TONGS

ALTERNATE- BITS



VEE-BIT

BOX JAW

DAVE VOGEL  
5/31/07 2/2